





Legend

-  Scheduled Monument
-  Registered Park and Garden
-  LISTEDBUILDINGPOINTS
-  Duncombe cpts

Map 2b Newlass cistercian monastic grange sheduled monument

1:4,064

Reproduced by permission of Ordnance Survey on behalf of HMSO. Crown copyright and database right. All rights reserved. Ordnance Survey Licence no. 100019244